

where products meet packaging®

The versatile ADCO IBL End Load Cartoner is the answer for difficult handle products that run best with intermittent motion. The compact footprint, flexible design and affordable price of the IBL make it an ideal solution for low speed applications. The IBL can be configured to run either traditional seal-end cartons or open top display trays. The reliable and efficient IBL utilizes a multi-axis servo and air actuated drive system, simplifying the construction and ensuring precision control. A hallmark of the IBL, like many of ADCO's machines, is its extreme flexibility and configurability. The IBL can be optionally fitted with a variety of different infeed systems and various styles of carton and product feed systems. Like all ADCO machines, the IBL is constructed in stainless steel and is available in standard or wash-down configurations.

Benefits

- Stainless steel construction improves cleanability and eliminates corrosion
- Intermittent-motion design improves handling of delicate products and increases affordability
- Large carton size range with oversizing options protects your investment as products change
- Flexible and adaptable design improves usability and protects your investment
- Fast, easy changeover with screw shafts and handles on adjustments reduces downtime
- Advanced guard design keeps operators safe and maximizes maintenance access

IBL - Horizontal End Load Cartoner

Product Features

- Stainless steel construction
- Intermittent motion, multi-axis servo drive system
- Compact frame with leveling feet and casters
- Fast changeover with screw shafts and handles
- Auto or manual product load
- Four foot (4') powered carton magazine
- Operates at speeds up to 35 cartons per minute
- Capable of sealing either tablock style or glued cartons
- Nordson® ProBlue hot melt glue system (when glue is specified)
- Allen-Bradley® PLC control package with touchscreen HMI interface
- PackML programming
- Fully interlocked barrier guard package
- Many options available upon request

Typical Applications

- Snack foods
- Frozen foods
- Flow-wrapped products
- Bag-in-box
- Dairy products

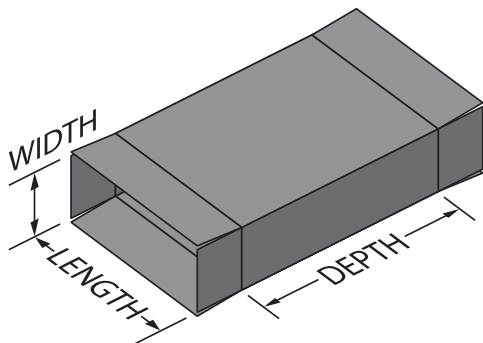
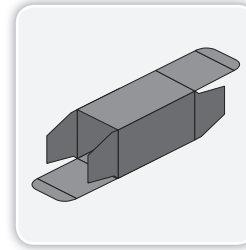
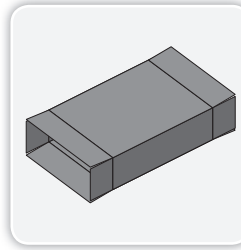
Utilities

Electrical

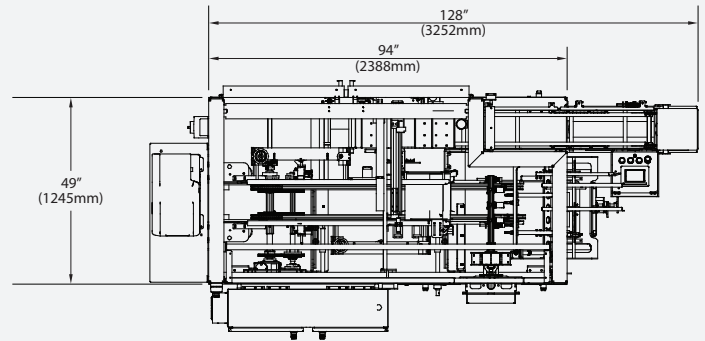
230/460 VAC, 3-Phase with ground (PE), 60 Hz

Air Consumption

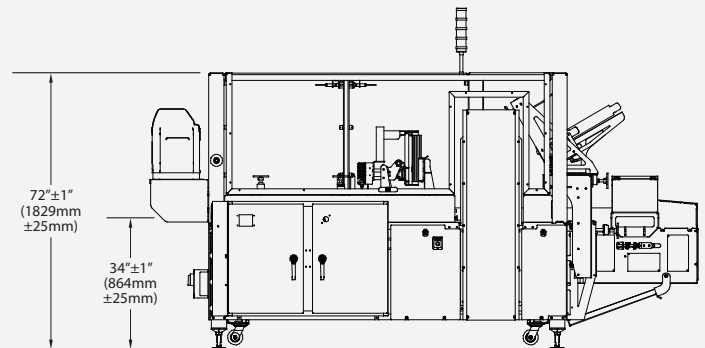
2-3 CFM @ 65-70 PSI



PLAN VIEW




SIDE ELEVATION



CARTON SIZE RANGE

Dimensions	(in)		(mm)	
	Min	Max	Min	Max
Length of Opening	1	9.5	25	240
Width of Opening	.75	4	20	100
Case Depth	4	12	100	305

Not all minimums and maximums apply.
Special modifications are available to extend the size range.



For more information about this machine, scan the QR code above with your mobile device