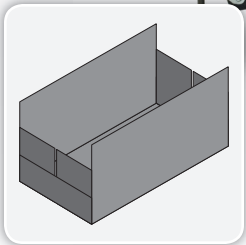


CARTONING MACHINERY

18TS

Inline Top-Seal Carton Closer



where products meet packaging®

Featuring positive, continuous motion lugged carton transfer design, the ADCO 18TS is a perfect solution for inline sealing of top-seal, RSC and tablock cartons. With its simple design and ability to handle wide variety of carton shapes and sizes at variable speeds up to 60 cartons per minute, the versatile 18TS is packed with value. Cartons arrive back-to-back and are indexed into the 18TS by either an air-actuated push-off indexer or a dual-lugged mechanical indexer. ADCO's lugged transfer design maintains control of the carton all the way through the closing and sealing operation. This reliable and simple to operate carton closer is ideal for the most demanding and cost conscious production environments. Like all ADCO machines, the 18TS is constructed in stainless steel and is available in standard or wash-down configurations.

Benefits

- Stainless steel construction improves cleanability and eliminates corrosion
- Positive, continuous motion lugged carton transfer maximizes control and reliability
- Lugged overhead chain design maximizes carton squaring and product quality
- Fast, easy changeover improves productivity and reduces downtime
- Large carton size and style range with protects your investment as products change
- Advanced guard design keeps operators safe and maximizes maintenance access

18TS - In-line Top-Seal Carton Closer

Product Features

- Stainless steel construction
- Air-actuated push-off indexer or mechanical dual-lugged indexer
- Lugged carton transfer system
- Powered discharge belts
- Variable speed drive system
- Dust flap tucking system
- Compact frame with leveling feet and casters
- Capable of closing tablock style or glued cartons
- Nordson® ProBlue hot melt glue system (when glue is specified)
- Allen-Bradley® control package
- Fully interlocked barrier guard package
- Many options available upon request

Typical Applications

- Personal care
- Flow-wrapped products
- Frozen foods
- Snack foods
- Baked goods
- Household products

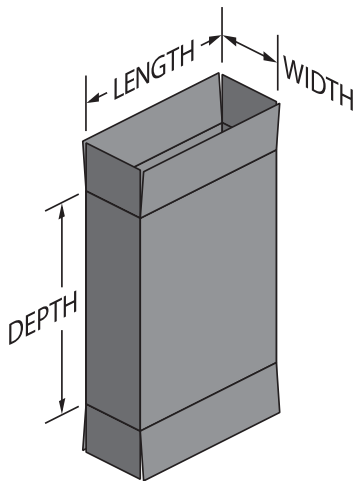
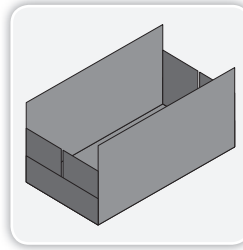
Utilities

Electrical

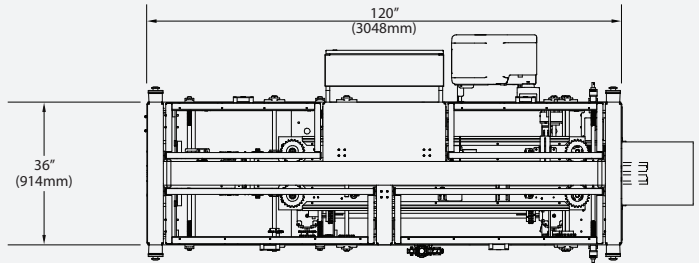
230/460 VAC, 3-Phase with ground (PE), 60 Hz

Air Consumption

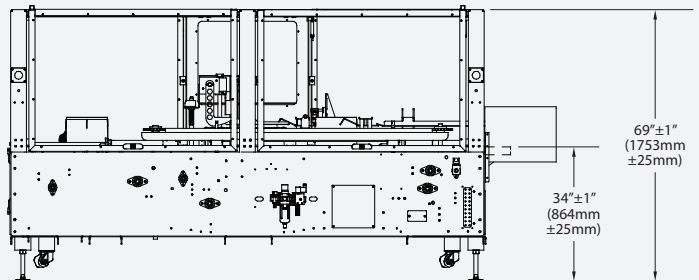
2-3 SCFM @ 65-70 PSI



PLAN VIEW




SIDE ELEVATION



CARTON SIZE RANGE

Dimensions	(in)		(mm)	
	Min	Max	Min	Max
Length of Opening	4	12	100	305
Width of Opening	4	10	100	255
Case Depth	1.5	6	40	150

Not all minimums and maximums apply.
Special modifications are available to extend the size range.



For more information about this machine, scan the QR code above with your mobile device