

ECONOSEAL[®]

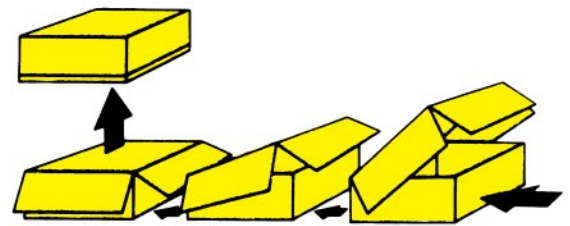
REVERSE TRISEAL



Reverse Triseal with optional delivery chute.

The Reverse Triseal — Engineered for simplicity, durability, and reliability.

ECONOCORP offers a versatile, economic, compact 3-flap glue sealer. The Reverse Triseal accepts all conventional 3-flap style cartons either lock or glue-formed. Hooded cover styles may be handled as an option. This machine is designed for reliable operation without the need for extensive operator training.




Method of Operation

The carton is presented, hinge cover leading into the sealing unit. The end flaps are sealed first and the carton is elevated to a second station where, on the next machine cycle, the front flap is sealed. This system is ideally suited for accepting cartons at random without any special timing mechanism required. The Reverse Triseal is available with cold glue or hot melt sealing.

Sealing Method

Hot Melt Glue

The hot melt gluing system is designed for coated board and also minimizes compression time required for sealing. This nonpressurized, open pot, dauber glue system eliminates clogging. Electric power is required for the glue pot heaters.



Optional Equipment

Hand Crank Adjustment

The Reverse Tri-Seal is available with full lateral hand crank adjustment. Changeover between sizes is accomplished by dialing to the appropriate carton size and locking the machine in position. Changeover time is reduced to minutes and change parts are minimized.

Air Operated Delivery Chute

Removes the uppermost sealed carton from the compression section of the Reverse Tri-Seal and returns it to a convenient working level or to a take-a-away conveyor for case packing. Chute may be "right or left hand" delivery.

Coding

Deboss, ink and hot leaf coding systems are available for installation on Reverse Tri-Seal equipment to meet your specific requirements.

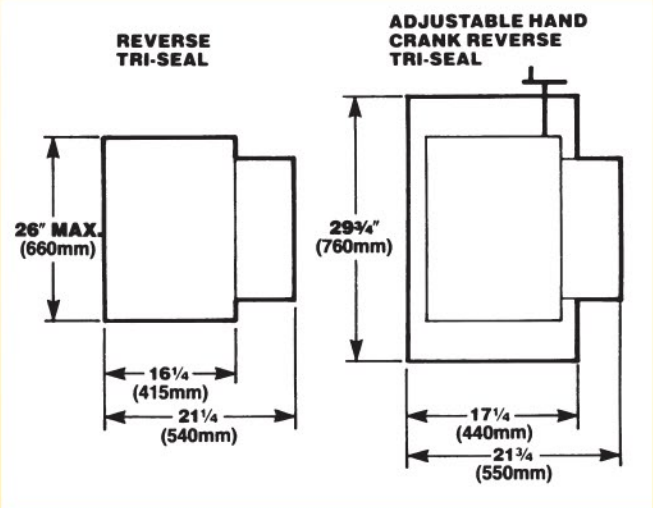
Choke Feeding

Choke feeding is accomplished by conveying filled cartons hinge cover leading untimed into the Reverse Tri-Seal. When a carton is advanced into gluing position, the auto cycle switch is activated and the glue cycle is started.

Flighted Infeed Conveyor

Where packaging line layouts require cartons to be conveyed in an end-leading manner for ease of product loading—flighted, variable-speed conveyor systems are available. The filled cartons are conveyed (end leading) to a right angle transfer station where an air activated cylinder positively transfers the carton into the Reverse Tri-Seal where it is glued automatically.

REVERSE TRISEAL ENGINEERING DETAILS



- Size Range:** (Carton Size)
Min 3" x 3/4" x 3/4"
(76 x 19 x 19mm)
Max 12" x 12" x 4"
(305 x 305 x 102mm)
- Speed:** Up to 1800 cartons per hour depending on carton style, and other factors.
- Electrical:** 220 volts, 50/60 Hz, Single Phase
2100 Watt Hot Melt System
- Air:** 60 psi (4 bar) Volume consumption approximately .025 cu.ft. (.7 liters) per cycle.
- Shipping:** Normally less than 300 lbs (140 kg)

All dimensions are approximate and subject to change. Machines can be quoted to handle cartons outside of range listed above upon request.



DARTRONICS, INC.

PACKAGING AUTOMATION SPECIALISTS



150 WILLIAM ST. PERTH AMBOY, NJ 08861 / TOLL FREE: 800-298-8936 / PHONE: 732-324-0800 / FAX: 732-324-4488

WWW.DARTRONICS.COM

YOUTUBE / DARTRONICS

THE SINGLE SOURCE FOR YOUR

END-OF-LINE

PACKAGING, MARKING AND CODING NEEDS